



*PowerShares DB Gold Fund and Subsidiary
Statements of Operations (unaudited)*

	For the Period August 1, 2009 through August 31, 2009	Year to Date
Income		
Interest Income, net	\$ 17,874	\$ 106,656
Expenses		
Management fee	55,197	366,925
Brokerage commissions and fees	4,416	25,354
Total expenses	59,613	392,279
Net investment income (loss)	<u>(41,739)</u>	<u>(285,623)</u>
Net Realized and Net Change in Unrealized Gain (Loss) on United States Treasury Obligations and Futures		
Net Realized Gain (Loss) on		
United States Treasury Obligations	-	(1,715)
Futures	-	11,643,040
Net Realized Gain (Loss)	<u>-</u>	<u>11,641,325</u>
Net Change in Unrealized Gain (Loss) on		
United States Treasury Obligations	6,925	5,233
Futures	(336,580)	(5,128,890)
Net Change in Unrealized Gain (Loss)	<u>(329,655)</u>	<u>(5,123,657)</u>
Net realized and net change in unrealized gain (loss) on United States Treasury Obligations and Futures	<u>(329,655)</u>	<u>6,517,668</u>
Net Income (Loss)	<u>\$ (371,394)</u>	<u>\$ 6,232,045</u>
Less: net (income) loss attributed to the non-controlling interest in consolidated subsidiary - related party	<u>4</u>	<u>(84)</u>
Net income (loss) attributed to PowerShares DB Gold Fund and Subsidiary	<u>\$ (371,390)</u>	<u>\$ 6,231,961</u>

To the best of the knowledge and belief of the undersigned, the information contained in this report is accurate and complete.



Hans Ephraimson
Chief Executive Officer
DB Commodity Services LLC



Michael Gilligan
Principal Financial Officer
DB Commodity Services LLC


PowerShares DB Gold Fund and Subsidiary
Unaudited Consolidated Statement of Changes in Shareholders' Equity
Period From August 1, 2009 to August 31, 2009


	Shares						
	General Shares			Non-controlling Interest			
Shares	Paid in Capital	Accumulated Earnings (Deficit)	Total Equity (Deficit)	Shares	Paid in Capital	Accumulated Earnings (Deficit)	Total Equity (Deficit)
40	\$ 1,000	375	\$ 1,375	3,800,000	\$ 11,482,430	\$ 15,835,236	\$ 130,660,913
						(41,739)	
		(4)	(4)			(329,647)	(329,651)
		(4)	(4)			(371,386)	(371,390)
40	\$ 1,000	371	\$ 1,371	3,800,000	\$ 11,482,430	\$ 15,463,850	\$ 130,289,523
						(41,739)	
						(329,647)	(329,651)
						(371,386)	(371,390)
							(4)
							(4)
							\$ 1,371
							\$ 130,662,288
							\$ 130,290,894

Balance at August 1, 2009
 Net investment income (loss)
 Net change in unrealized gain (loss)
 on United States Treasury
 Obligations and Futures
 Net Income (Loss)
Balance at August 31, 2009

Net Asset Value per share
 General shares (40 shares)
 Shares (3,800,000 shares)

\$ 34.28
 \$ 34.29


 Hans Eghraimsson
 Chief Executive Officer
 DB Commodity Services LLC


 Michael Gilligan
 Principal Financial Officer
 DB Commodity Services LLC