
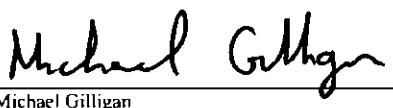


PowerShares DB G10 Currency Harvest Fund and Subsidiary
Statements of Operations (unaudited)

	For the Period May 1, 2008 through May 31, 2008	Year to Date
Income		
Interest Income	\$ 595,503	\$ 5,154,425
Expenses		
Management fee	349,754	1,655,747
Brokerage commissions and fees	27,981	132,460
Total expenses	377,735	1,788,207
Net investment income	<u>217,768</u>	<u>3,366,218</u>
Net Realized and Net Change in Unrealized Gain (Loss) on United States Treasury Obligations and Futures		
Net Realized Gain (Loss) on		
United States Treasury Obligations	(487)	76,728
Futures	94,635	(29,597,508)
Net Realized gain (loss)	<u>94,148</u>	<u>(29,520,780)</u>
Net Change in Unrealized Gain (Loss) on		
United States Treasury Obligations	(235,140)	(443,317)
Futures	7,528,347	23,061,675
Net change in Unrealized gain	<u>7,293,207</u>	<u>22,618,358</u>
Net realized and net change in unrealized gain (loss) on United States Treasury Obligations and futures	<u>7,387,355</u>	<u>(6,902,422)</u>
Net Income (Loss)	<u>\$ 7,605,123</u>	<u>\$ (3,536,204)</u>

To the best of the knowledge and belief of the undersigned, the information contained in this report is accurate and complete.



 Martin Kramenstein
 Chief Operating Officer and Chief Investment Officer
 DB Commodity Services LLC



 Michael Gilligan
 Principal Financial Officer
 DB Commodity Services LLC

PowerShares DB G10 Currency Harvest Fund and Subsidiary
Unaudited Consolidated Statement of Changes in Shareholders' Equity
Period From May 1, 2008 to May 31, 2008

	General Shares		Limited Shares		Total
	Shares	Paid in Capital	Shares	Paid in Capital	
Balance at May 1, 2008	40	\$ 1,000	20,200,000	\$ 549,769,652	\$ 541,088,986
Sale of Limited Shares			600,000	16,094,718	16,094,718
Redemption of Limited Shares			(200,000)	(5,397,352)	(5,397,352)
Net Income:					
Net investment income					217,768
Net realized gain on United States Treasury Obligations and Futures		72			94,148
Net change in unrealized gain on United States Treasury Obligations and Futures					7,293,193
Net Income:					7,605,109
Balance at May 31, 2008	40	\$ 1,000	20,600,000	\$ 560,467,018	\$ 559,392,547

Net Asset Value per share
 General shares (40 shares) \$ 27.15
 Limited shares (20,600,000 shares) \$ 27.15


 Martin K. Weinstein
 Chief Operating Officer and Chief Investment Officer
 DB Commodity Services LLC


 Michael Gilligan
 Principal Financial Officer
 DB Commodity Services LLC