


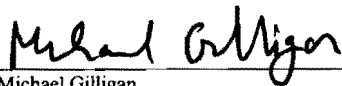
PowerShares DB Energy Fund and Subsidiary
Statements of Operations (unaudited)

	For the Period	
	July 1, 2009	
	through	
	July 31, 2009	Year to Date
Income		
Interest Income, net	\$ 33,644	\$ 78,107
Expenses		
Management fee	167,994	454,466
Brokerage commissions and fees	6,720	41,879
Total expenses	174,714	496,345
Net investment income (loss)	(141,070)	(418,238)
Net Realized and Net Change in Unrealized Gain (Loss) on United States Treasury Obligations and Futures		
Net Realized Gain (Loss) on		
United States Treasury Obligations	-	(607)
Futures	(2,434)	(18,642,726)
Net Realized Gain (Loss)	(2,434)	(18,643,333)
Net Change in Unrealized Gain (Loss) on		
United States Treasury Obligations	5,177	3,382
Futures	6,631,436	49,509,327
Net Change in Unrealized Gain (Loss)	6,636,613	49,512,709
Net realized and net change in unrealized gain (loss) on United States Treasury Obligations and Futures	6,634,179	30,869,376
Net Income (Loss)	\$ 6,493,109	\$ 30,451,138
Less: net (income) loss attributed to the non-controlling interest in consolidated subsidiary - related party	(22)	(162)
Net income (loss) attributed to PowerShares DB Energy Fund and Subsidiary	\$ 6,493,087	\$ 30,450,976

To the best of the knowledge and belief of the undersigned, the information contained in this report is accurate and complete.



Hans Ephraimson
Chief Executive Officer
DB Commodity Services LLC




Michael Gilligan
Principal Financial Officer
DB Commodity Services LLC


PowerShares DB Energy Fund and Subsidiary
Unaudited Consolidated Statement of Changes in Shareholders' Equity
Period From July 1, 2009 to July 31, 2009

	General Shares				Shares				Total Shareholders' Equity (Deficit)	Non-controlling Interest	Total Equity
	Shares	Paid in Capital	Accumulated Earnings (Deficit)	Total Equity (Deficit)	Shares	Paid in Capital	Accumulated Earnings (Deficit)	Total Equity (Deficit)			
Balance at July 1, 2009	40	\$ 1,000	\$ (27)	\$ 973	11,400,000	\$ 271,868,436	\$ 5,487,705	\$ 277,356,141	\$ 277,357,114	\$ 973	\$ 277,358,087
Sale of Shares					200,000	4,716,922		4,716,922	4,716,922		4,716,922
Net Income (Loss)											
Net investment income (loss)			(1)	(1)			(141,068)	(141,068)	(141,069)	(1)	(141,070)
Net realized gain (loss) on United States Treasury Obligations and Futures			-	-			(2,434)	(2,434)	(2,434)	-	(2,434)
Net change in unrealized gain (loss) on United States Treasury Obligations and Futures			23	23			6,636,567	6,636,567	6,636,590	23	6,636,613
Net Income (Loss)			22	22			6,493,065	6,493,065	6,493,087	22	6,493,109
Balance at July 31, 2009	40	\$ 1,000	\$ (5)	\$ 995	11,600,000	\$ 276,585,358	\$ 11,980,770	\$ 288,566,128	\$ 288,567,123	\$ 995	\$ 288,568,118

Net Asset Value per share
 General shares (40 shares)
 Shares (11,600,000 shares)

\$ 24.88
\$ 24.88


 Hans Ephraimson
 Chief Executive Officer
 DB Commodity Services LLC


 Michael Gilligan
 Principal Financial Officer
 DB Commodity Services LLC