



*PowerShares DB Commodity Index Tracking Fund and Subsidiary
Statements of Operations (unaudited)*

	For the Period September 1, 2007 through September 30, 2007	Year to Date
Investment Income		
Interest	\$ 4,135,380	\$ 33,047,675
Expenses		
Management fee	697,560	5,072,535
Brokerage commissions	(16,221)	450,442
Total expenses	681,339	5,522,977
Net investment income	<u>3,454,041</u>	<u>27,524,698</u>
Realized and Net Change in Unrealized Gain (Loss) on United States Treasury Obligations and Futures		
Realized Gain (Loss) on		
Investments	-	5,144
Futures	(508,811)	(33,265,973)
Net realized loss	<u>(508,811)</u>	<u>(33,260,829)</u>
Net Change in Unrealized Gain (Loss) on		
Investments	(405,242)	389,445
Futures	91,148,640	134,715,687
Net change in unrealized gain	<u>90,743,398</u>	<u>135,105,132</u>
Net realized and unrealized gain on United States Treasury Obligations and futures	<u>90,234,587</u>	<u>101,844,303</u>
Net Increase in Net Assets Resulting from Operations	<u>\$ 93,688,628</u>	<u>\$ 129,369,001</u>

To the best of the knowledge and belief of the undersigned, the information contained in this report is accurate and complete.



Kevin Rich
Chief Executive Officer and Chief Financial Officer
DB Commodity Services LLC




Gregory Collett
Chief Operating Officer
DB Commodity Services LLC


*PowerShares DB Commodity Index Tracking Fund and Subsidiary
Unaudited Condensed Consolidated Statement of Changes in Shareholders' Equity
For the Period from September 1, 2007 through September 30, 2007*

	General Shares				Limited Shares				Total
	Shares	Amount	Accumulated Earnings	Total General Shareholder's Equity	Shares	Amount	Accumulated Earnings (Deficit)	Total Limited Shareholder's Equity (Deficit)	Total Shareholders' Equity (Deficit)
Balance at September 1, 2007	40	\$ 1,000	\$ 26	\$ 1,026	41,400,000	\$ 1,026,623,718	\$ 35,195,758	\$ 1,061,819,476	\$ 1,061,820,502
Sale of Limited Shares					2,000,000	52,984,568		52,984,568	52,984,568
Net income:									
Net investment income			3	3			3,454,038	3,454,038	3,454,041
Net realized loss on United States Treasury Obligations and Futures			-	-			(508,811)	(508,811)	(508,811)
Net change in unrealized gain on United States Treasury Obligations and Futures			85	85			90,743,313	90,743,313	90,743,398
Net income:			88	88			93,688,540	93,688,540	93,688,628
Balance at September 30, 2007	<u>40</u>	<u>\$ 1,000</u>	<u>\$ 114</u>	<u>\$ 1,114</u>	<u>43,400,000</u>	<u>\$ 1,079,608,286</u>	<u>\$ 128,884,298</u>	<u>\$ 1,208,492,584</u>	<u>\$ 1,208,493,698</u>

Net Asset Value per share

General shares (40 shares)	<u>\$ 27.85</u>
Limited shares (43,400,000 shares)	<u>\$ 27.85</u>


Kevin Rich
Chief Executive Officer and Chief Financial Officer
DB Commodity Services LLC


Gregory Collett
Chief Operating Officer
DB Commodity Services LLC