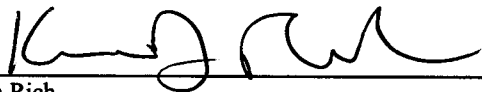


**DB Commodity Index Tracking Fund and Subsidiary**  
**Statement of Operations (unaudited)**

	<b>For the Period June 1, 2006 through June 30, 2006</b>	<b>Year to Date*</b>
<b>Investment Income</b>		
Interest	\$ 2,286,123	\$ 6,676,835
<b>Expenses</b>		
Management fee	411,466	1,320,933
Brokerage commissions	86,624	292,021
Administrative expenses	21,656	69,523
Total expenses	<u>519,746</u>	<u>1,682,477</u>
<b>Net investment income</b>	<u>1,766,377</u>	<u>4,994,358</u>
<b>Realized and Unrealized Gain (Loss)</b>		
Net realized gain on futures	368,807	12,736,253
Net change in unrealized appreciation (depreciation) on futures	<u>(3,239,843)</u>	<u>3,338,683</u>
Net realized and unrealized gain (loss)	<u>(2,871,036)</u>	<u>16,074,936</u>
<b>Net Increase (Decrease) in Net Assets Resulting from Operations</b>	<u>\$ (1,104,659)</u>	<u>\$ 21,069,294</u>

\* Commencement of operations, January 18, 2006.

To the best of the knowledge and belief of the undersigned, the information contained in this report is accurate and complete.



Kevin Rich  
 Chief Executive Officer  
 DB Commodity Services LLC




Noam Berk  
 Treasurer  
 DB Commodity Services LLC

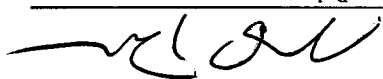
**DB Commodity Index Tracking Fund and Subsidiary**  
**Consolidated Statement of Changes in Shareholders' Equity**  
**For the Period from June 1, 2006 through June 30, 2006**

	General Shares			Limited Shares		
	Shares	Amount	Accumulated Deficit	Shares	Amount	Accumulated Earnings (Deficit)
Balance at June 1, 2006	40	\$ 1,000	\$ (1,488,643)	20,800,000	\$ 506,516,434	\$ 22,050,378
Paid in capital				1,000,000	24,974,232	24,974,232
Net investment income						1,766,353
Net realized gain on futures			24			368,841
Net unrealized appreciation on futures			(34)			(3,239,916)
Net income			63			(1,104,722)
Allocation of organization and offering costs to the General Shares						(43,312)
Accumulated earnings/(deficit) for the period			43,312			(43,312)
Balance at June 30, 2006	40	\$ 1,000	\$ (1,446,268)	21,800,000	\$ 531,490,666	\$ 20,902,344

Total						
Shareholders' Equity (Deficit)		\$ 527,078,169				\$ 24,974,232
Total		\$ 550,947,742				\$ 552,993,010

Net Asset Value per share  
 General shares (40 shares) \$ (36,131.70)  
 Limited shares (21,800,000 shares) \$ 25.34

  
 Kevin Rich  
 Chief Executive Officer  
 DB Commodity Services LLC

  
 Noam Berk  
 Treasurer  
 DB Commodity Services LLC