



PowerShares DB Commodity Index Tracking Fund and Subsidiary
Statement of Operations (unaudited)

	For the Period February 1, 2007 through February 28, 2007	Year to Date
Investment Income		
Interest	\$ 2,908,543	\$ 5,840,597
Expenses		
Management fee	436,506	873,429
Brokerage commissions	46,561	93,136
Total expenses	483,067	966,565
Net investment income	<u>2,425,476</u>	<u>4,874,032</u>
Realized and Change in Unrealized Gain (Loss) on Investments and Futures		
Realized Gain (Loss) on		
Investments	(328)	1,907
Futures	-	388,903
Net realized gain (loss)	<u>(328)</u>	<u>390,810</u>
Net Change in Unrealized Gain (Loss) on		
Investments	(42,158)	(307,599)
Futures	37,695,490	20,015,691
Net change in unrealized gain	<u>37,653,332</u>	<u>19,708,092</u>
Net realized and unrealized gain on investments and futures	<u>37,653,004</u>	<u>20,098,902</u>
Net Increase in Net Assets Resulting from Operations	<u>\$ 40,078,480</u>	<u>\$ 24,972,934</u>

To the best of the knowledge and belief of the undersigned, the information contained in this report is accurate and complete.



 Gregory Collett
 Chief Operating Officer and Principal Financial Officer
 DB Commodity Services LLC




 Martin Kremenstein
 Vice President and Member of Board of Managers
 DB Commodity Services LLC

PowerShares DB Commodity Index Tracking Fund and Subsidiary
Unaudited Condensed Consolidated Statement of Changes in Shareholders' Equity
For the Period from February 1, 2007 through February 28, 2007 (unaudited)

	General Shares				Limited Shares				Total Shareholders' Equity (Deficit)
	Shares	Amount	Accumulated Earnings (Deficit)	Total General Shareholder's Equity (Deficit)	Shares	Amount	Accumulated Earnings (Deficit)	Total Limited Shareholder's Equity (Deficit)	
Balance at February 1, 2007	40	\$ 1,000	\$ (41)	\$ 959	30,800,040	\$ 753,731,230	\$ (15,591,094)	\$ 738,140,136	\$ 738,141,095
Paid in capital				-	1,000,000	24,487,672		24,487,672	24,487,672
Net loss:									
Net investment income			3	3			2,425,473	2,425,473	2,425,476
Net realized gain on investments and futures			-	-			(328)	(328)	(328)
Net change in unrealized loss on investments and futures			48	48			37,653,284	37,653,284	37,653,332
Net loss			51	51			40,078,429	40,078,429	40,078,480
Balance at February 28, 2007	40	\$ 1,000	\$ 10	\$ 1,010	31,800,040	\$ 778,218,902	\$ 24,487,335	\$ 802,706,237	\$ 802,707,247

Net Asset Value per share
 General shares (40 shares)
 Limited shares (31,800,040 shares)

\$	<u>25.25</u>
\$	<u>25.24</u>



 Gregory Collett
 Chief Operating Officer and Principal Financial Officer
 DB Commodity Services LLC



 Martin Kremenstein
 Vice President and Member of Board of Managers
 DB Commodity Services LLC