



**PowerShares DB Commodity Index Tracking Fund and Subsidiary**  
**Statements of Operations (unaudited)**

	<b>For the Period April 1, 2007 through April 30, 2007</b>	<b>Year to Date</b>
<b>Investment Income</b>		
Interest	\$ 3,475,061	\$ 12,804,369
<b>Expenses</b>		
Management fee	514,580	1,894,933
Brokerage commissions	54,888	202,095
Total expenses	569,468	2,097,028
<b>Net investment income</b>	<u>2,905,593</u>	<u>10,707,341</u>
<b>Realized and Change in Unrealized Gain (Loss) on Investments and Futures</b>		
<b>Realized Loss on</b>		
Investments	(816)	(2,463)
Futures	(31,494,471)	(31,105,568)
<b>Net realized loss</b>	<u>(31,495,287)</u>	<u>(31,108,031)</u>
<b>Net Change in Unrealized Gain (Loss) on</b>		
Investments	2,339	(101,569)
Futures	33,495,925	56,047,325
<b>Net change in unrealized gain</b>	<u>33,498,264</u>	<u>55,945,756</u>
Net realized and unrealized gain on investments and futures	<u>2,002,977</u>	<u>24,837,725</u>
<b>Net Increase in Net Assets Resulting from Operations</b>	<u>\$ 4,908,570</u>	<u>\$ 35,545,066</u>

To the best of the knowledge and belief of the undersigned, the information contained in this report is accurate and complete.

  
 \_\_\_\_\_  
 Kevin Rich  
 Chief Executive Officer and Chief Financial Officer  
 DB Commodity Services LLC


  
 \_\_\_\_\_  
 Gregory Collett  
 Chief Operating Officer  
 DB Commodity Services LLC


*PowerShares DB Commodity Index Tracking Fund and Subsidiary*  
*Unaudited Condensed Consolidated Statement of Changes in Shareholders' Equity*  
*For the Period from April 1, 2007 through April 30, 2007*

	General Shares				Limited Shares				Total
	Shares	Amount	Accumulated Earnings (Deficit)	Total General Shareholder's Equity (Deficit)	Shares	Amount	Accumulated Earnings (Deficit)	Total Limited Shareholder's Equity (Deficit)	Total Shareholders' Equity (Deficit)
Balance at April 1, 2007	40	\$ 1,000	\$ 17	\$ 1,017	32,400,000	\$ 793,231,006	\$ 30,151,890	\$ 823,382,896	\$ 823,383,913
Sale of Limited Shares				-	1,200,000	30,303,484		30,303,484	30,303,484
Net income:									
Net investment income			4	4			2,905,589	2,905,589	2,905,593
Net realized loss on investments and futures			(39)	(39)			(31,495,248)	(31,495,248)	(31,495,287)
Net change in unrealized loss on investments and futures			40	40			33,498,224	33,498,224	33,498,264
Net income			5	5			4,908,565	4,908,565	4,908,570
Balance at April 30, 2007	40	\$ 1,000	\$ 22	\$ 1,022	33,600,000	\$ 823,534,490	\$ 35,060,455	\$ 858,594,945	\$ 858,595,967

Net Asset Value per share  
 General shares (40 shares)  
 Limited shares (33,600,000 shares)

\$	25.55
\$	25.55

  
 Kevin Rich  
 Chief Executive Officer and Chief Financial Officer  
 DB Commodity Services LLC

  
 Gregory Collitt  
 Chief Operating Officer  
 DB Commodity Services LLC