
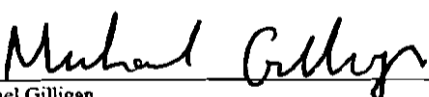


*PowerShares DB Base Metals Fund and Subsidiary*  
*Statements of Operations (unaudited)*

	<b>For the Period December 1, 2008 through December 31, 2008</b>	<b>Year to Date</b>
<b>Income</b>		
Interest Income, net	\$ 2,326	\$ 1,493,654
<b>Expenses</b>		
Management fee	21,332	614,497
Brokerage commissions and fees	(4,286)	4,441
Total expenses	17,046	618,938
<b>Net investment income (loss)</b>	<b>(14,720)</b>	<b>874,716</b>
<b>Net Realized and Net Change in Unrealized Gain (loss) on United States Treasury Obligations and Futures</b>		
<b>Net Realized Gain (Loss) on</b>		
United States Treasury Obligations	1,297	57,103
Futures	(2,237,337)	(22,108,868)
<b>Net Realized Gain (Loss)</b>	<b>(2,236,040)</b>	<b>(22,051,765)</b>
<b>Net Change in Unrealized Loss on</b>		
United States Treasury Obligations	(5,894)	(24,252)
Futures	(1,384,738)	(21,035,307)
<b>Net Change in Unrealized Loss</b>	<b>(1,390,632)</b>	<b>(21,059,559)</b>
Net realized and net change in unrealized loss on United States Treasury Obligations and futures	(3,626,672)	(43,111,324)
<b>Net Loss</b>	<b>\$ (3,641,392)</b>	<b>\$ (42,236,608)</b>

To the best of the knowledge and belief of the undersigned, the information contained in this report is accurate and complete.

  
 \_\_\_\_\_  
 Kevin Rich  
 Chief Executive Officer  
 DB Commodity Services LLC

  
 \_\_\_\_\_  
 Michael Gilligan  
 Principal Financial Officer  
 DB Commodity Services LLC

*PowerShares DB Base Metals Fund and Subsidiary*  
*Unaudited Consolidated Statement of Changes in Shareholders' Equity*  
*Period From December 1, 2008 to December 31, 2008*

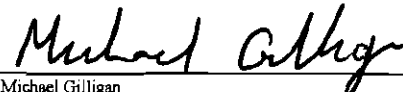
	General Shares			Limited Shares			Total		
	General Shares		Total General Shareholders' Equity	Limited Shares		Total Limited Shareholders' Equity	Total Shareholders' Equity		
	Shares	Paid in Capital		Shares	Paid in Capital				
<b>Balance at December 1, 2008</b>	40	\$ 1,000	\$ (462)	\$ 538	3,000,000	\$ 97,778,214	\$ (57,408,386)	\$ 40,369,828	\$ 40,370,366
Sale of Limited Shares									
Redemption of Limited Shares					(200,000)	(2,524,018)		(2,524,018)	(2,524,018)
Net Loss:									
Net investment loss							(14,720)	(14,720)	(14,720)
Net realized gain (loss) on United States Treasury Obligations and Futures			(32)	(32)			(2,236,008)	(2,236,008)	(2,236,040)
Net change in unrealized loss on United States Treasury Obligations and Futures			(18)	(18)			(1,390,614)	(1,390,614)	(1,390,632)
Net Loss:			(50)	(50)			(3,641,342)	(3,641,342)	(3,641,392)
Distributions of net investment income			(11)	(11)			(784,000)	(784,000)	(784,011)
<b>Balance at December 31, 2008</b>	40	\$ 1,000	\$ (523)	\$ 477	2,800,000	\$ 95,254,196	\$ (61,833,728)	\$ 33,420,468	\$ 33,420,945

**Net Asset Value per share**  
 General shares (40 shares)  
 Limited shares (2,800,000 shares)

\$	11.93
\$	11.94



Kevin Rich  
 Chief Executive Officer  
 DB Commodity Services LLC



Michael Gilligan  
 Principal Financial Officer  
 DB Commodity Services LLC