

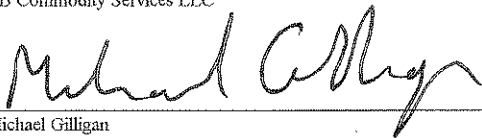
*PowerShares DB Oil Fund and Subsidiary
Statements of Operations (unaudited)*

	For the Period September 1, 2009 through September 30, 2009		Year to Date
Income			
Interest Income, net	\$ 31,715	\$	198,328
Expenses			
Management fee	121,294		749,871
Brokerage commissions and fees	8,703		78,990
Total expenses	129,997		828,861
Net investment income (loss)	(98,282)		(630,533)
Net Realized and Net Change in Unrealized Gain (Loss) on United States Treasury Obligations and Futures			
Net Realized Gain (Loss) on			
United States Treasury Obligations	3,788		641
Futures	(1,962,470)		55,138,490
Net Realized Gain (Loss)	(1,958,682)		55,139,131
Net Change in Unrealized Gain (Loss) on			
United States Treasury Obligations	14,959		34,569
Futures	(1,066,300)		641,030
Net Change in Unrealized Gain (Loss)	(1,051,341)		675,599
Net realized and net change in unrealized gain (loss) on United States Treasury Obligations and Futures	(3,010,023)		55,814,730
Net Income (Loss)	\$ (3,108,305)	\$	55,184,197
Less: net (income) loss attributed to the non-controlling interest in consolidated subsidiary - related party	10		(186)
Net income (loss) attributed to PowerShares DB Oil Fund and Subsidiary	\$ (3,108,295)	\$	55,184,011

To the best of the knowledge and belief of the undersigned, the information contained in this report is accurate and complete.



Hans Ephraimson
Chief Executive Officer
DB Commodity Services LLC





Michael Gilligan
Principal Financial Officer
DB Commodity Services LLC

PowersShares DB Oil Fund and Subsidiary
Unaudited Consolidated Statement of Changes in Shareholders' Equity
Period From September 1, 2009 to September 30, 2009

	General Shares			Shares			Total Shareholders' Equity (Deficit)	Non-controlling Interest	Total Equity
	Paid in Capital	Accumulated Earnings (Deficit)	Total Equity (Deficit)	Shares	Paid in Capital	Accumulated Earnings (Deficit)			
Balance at September 1, 2009	\$ 1,000	7	\$ 1,007	11,200,000	\$ 243,804,832	\$ 38,282,386	\$ 282,087,218	\$ 1,007	\$ 282,089,232
Sale of Shares				1,800,000	44,307,564		44,307,564		44,307,564
Redemption of Shares				(1,800,000)	(44,179,242)		(44,179,242)		(44,179,242)
Net Income (Loss)						(98,282)	(98,282)		(98,282)
Net investment income (loss)									
Net realized gain (loss) on United States Treasury Obligations and Futures		(7)	(7)			(1,958,668)	(1,958,668)	(7)	(1,958,682)
Net change in unrealized gain (loss) on United States Treasury Obligations and Futures									
Net Income (Loss)		(3)	(3)			(1,051,335)	(1,051,335)	(3)	(1,051,341)
Balance at September 30, 2009	\$ 1,000	(3)	\$ 997	11,200,000	\$ 243,933,154	\$ 35,174,101	\$ 279,107,255	\$ 997	\$ 279,109,249

Net Asset Value per share
 General shares (40 shares) \$ 24.93
 Shares (11,200,000 shares) \$ 24.92


 Michael Gilligan
 Principal Financial Officer
 DB Commodity Services LLC


 Huns Ephraimson
 Chief Executive Officer
 DB Commodity Services LLC