


*PowerShares DB Energy Fund and Subsidiary*  
*Statements of Operations (unaudited)*

	<b>For the Period August 1, 2009 through August 31, 2009</b>	<b>Year to Date</b>
<b>Income</b>		
Interest Income, net	\$ 37,160	\$ 115,267
<b>Expenses</b>		
Management fee	188,352	642,818
Brokerage commissions and fees	7,534	49,413
Total expenses	195,886	692,231
<b>Net investment income (loss)</b>	<u>(158,726)</u>	<u>(576,964)</u>
<b>Net Realized and Net Change in Unrealized Gain (Loss) on United States Treasury Obligations and Futures</b>		
<b>Net Realized Gain (Loss) on</b>		
United States Treasury Obligations	-	(607)
Futures	2,058,775	(16,583,951)
<b>Net Realized Gain (Loss)</b>	<u>2,058,775</u>	<u>(16,584,558)</u>
<b>Net Change in Unrealized Gain (Loss) on</b>		
United States Treasury Obligations	9,613	12,995
Futures	(12,372,029)	37,137,298
<b>Net Change in Unrealized Gain (Loss)</b>	<u>(12,362,416)</u>	<u>37,150,293</u>
Net realized and net change in unrealized gain (loss) on United States Treasury Obligations and Futures	<u>(10,303,641)</u>	<u>20,565,735</u>
<b>Net Income (Loss)</b>	<u>\$ (10,462,367)</u>	<u>\$ 19,988,771</u>
Less: net (income) loss attributed to the non-controlling interest in consolidated subsidiary - related party	<u>35</u>	<u>(127)</u>
<b>Net income (loss) attributed to PowerShares DB Energy Fund and Subsidiary</b>	<u>\$ (10,462,332)</u>	<u>\$ 19,988,644</u>

To the best of the knowledge and belief of the undersigned, the information contained in this report is accurate and complete.

  
 \_\_\_\_\_  
 Hans Ephraimson  
 Chief Executive Officer  
 DB Commodity Services LLC


  
 \_\_\_\_\_  
 Michael Gilligan  
 Principal Financial Officer  
 DB Commodity Services LLC


*PowersShares DB Energy Fund and Subsidiary*  
*Unaudited Consolidated Statement of Changes in Shareholders' Equity*  
*Period From August 1, 2009 to August 31, 2009*

	General Shares				Shares				
	Paid in Capital	Accumulated Earnings (Deficit)	Total Equity (Deficit)	Shares	Paid in Capital	Accumulated Earnings (Deficit)	Total Equity (Deficit)	Non-controlling Interest	Total Equity
Balance at August 1, 2009	\$ 1,000	\$ (5)	\$ 995	11,600,000	\$ 276,585,358	\$ 11,980,770	\$ 288,566,128	\$	\$ 288,568,118
Sale of Shares				400,000	10,034,836		10,034,836		10,034,836
Net Investment Income (Loss)		(1)	(1)			(158,724)	(158,724)		(158,726)
Net Realized Gain (Loss) on United States Treasury Obligations and Futures		7	7			2,058,761	2,058,761		2,058,775
Net Change in Unrealized Gain (Loss) on United States Treasury Obligations and Futures		(41)	(41)						(41)
Net Income (Loss)		(35)	(35)			(10,462,297)	(10,462,297)		(35)
Balance at August 31, 2009	\$ 1,000	\$ (40)	\$ 960	12,000,000	\$ 286,620,194	\$ 1,518,473	\$ 288,138,667	\$	\$ 288,140,587

Net Asset Value per share  
 General shares (40 shares)  
 Shares (12,000,000 shares)

\$ 24.00  
 \$ 24.01

  
 Michael Gilligan  
 Principal Financial Officer  
 DB Commodity Services LLC

  
 Hans Epprahmson  
 Chief Executive Officer  
 DB Commodity Services LLC