



PowerShares DB Energy Fund and Subsidiary
Statements of Operations (unaudited)

| | For the Period | |
|--|-----------------------------|-----------------------------|
| | April 1, 2009 | |
| | through | |
| | April 30, 2009 | Year to Date |
| | <u> </u> | <u> </u> |
| Income | | |
| Interest Income, net | \$ 6,878 | \$ 17,866 |
| Expenses | | |
| Management fee | 37,000 | 114,706 |
| Brokerage commissions and fees | 1,480 | 5,288 |
| Total expenses | <u>38,480</u> | <u>119,994</u> |
| Net investment income (loss) | <u>(31,602)</u> | <u>(102,128)</u> |
| Net Realized and Net Change in Unrealized Gain (Loss) on United States Treasury Obligations and Futures | | |
| Net Realized Gain (Loss) on | | |
| United States Treasury Obligations | - | (606) |
| Futures | (4,463,932) | (4,468,427) |
| Net Realized Gain (Loss) | <u>(4,463,932)</u> | <u>(4,469,033)</u> |
| Net Change in Unrealized Gain (Loss) on | | |
| United States Treasury Obligations | 2,199 | 1,139 |
| Futures | 4,119,298 | 2,070,564 |
| Net Change in Unrealized Gain (Loss) | <u>4,121,497</u> | <u>2,071,703</u> |
| Net realized and net change in unrealized gain (loss) on United States Treasury Obligations and Futures | <u>(342,435)</u> | <u>(2,397,330)</u> |
| Net Income (Loss) | <u>\$ (374,037)</u> | <u>\$ (2,499,458)</u> |
| Less: Net (income) loss attributed to the non-controlling interest in consolidated subsidiary - related party | <u>11</u> | <u>66</u> |
| Net income (loss) attributed to PowerShares DB Agriculture Fund and Subsidiary | <u>\$ (374,026)</u> | <u>\$ (2,499,392)</u> |

To the best of the knowledge and belief of the undersigned, the information contained in this report is accurate and complete.



Hans Ephraimson
 Chief Executive Officer
 DB Commodity Services LLC




Michael Gilligan
 Principal Financial Officer
 DB Commodity Services LLC


PowerShares DB Energy Fund and Subsidiary
Unaudited Consolidated Statement of Changes in Shareholders' Equity
Period From April 1, 2009 to April 30, 2009

| | Shares | | | | | | | | | |
|--|----------------|-----------------|--------------------------------|--------------------------------------|-----------|-----------------|--------------------------------|--------------------------------------|--------------------------|---------------|
| | General Shares | | | | | Shares | | | | |
| | Shares | Paid in Capital | Accumulated Earnings (Deficit) | Total Shareholders' Equity (Deficit) | Shares | Paid in Capital | Accumulated Earnings (Deficit) | Total Shareholders' Equity (Deficit) | Non-controlling Interest | Total Equity |
| Balance at April 1, 2009 | 40 | \$ 1,000 | (222) | \$ 778 | 3,000,000 | \$ 78,913,644 | \$ | \$ 58,319,067 | 778 | \$ 58,319,845 |
| Sale of Shares | | | | | 1,200,000 | 22,615,248 | | 22,615,248 | | 22,615,248 |
| Net Income (Loss): | | | | | | | | | | |
| Net investment loss | | | | | | | (31,602) | (31,602) | | (31,602) |
| Net realized gain (loss) on United States Treasury Obligations and Futures | | | | | | | (4,463,814) | (4,463,814) | | (4,463,932) |
| Net change in unrealized gain (loss) on United States Treasury Obligations and Futures | | | | | | | | | | |
| Net Income (Loss) | | | | | | | | | | |
| Balance at April 30, 2009 | 40 | \$ 1,000 | (233) | \$ 767 | 4,200,000 | \$ 101,528,892 | \$ | \$ 80,559,522 | 767 | \$ 80,561,056 |

Net Asset Value per share
 General shares (40 shares)
 Shares (4,200,000 shares)

\$ 19.18
 \$ 19.18


 Hans Ephraïmson
 Chief Executive Officer
 DB Commodity Services LLC


 Michael Gilligan
 Principal Financial Officer
 DB Commodity Services LLC