


*PowerShares DB Base Metals Fund and Subsidiary
Statements of Operations (unaudited)*

	For the Period September 1, 2009 through September 30, 2009		Year to Date
Income			
Interest Income, net	\$ 38,043	\$	210,407
Expenses			
Management fee	234,561		1,185,525
Brokerage commissions and fees	(11,616)		23,222
Total expenses	222,945		1,208,747
Net investment income (loss)	(184,902)		(998,340)
Net Realized and Net Change in Unrealized Gain (Loss) on United States Treasury Obligations and Futures			
Net Realized Gain (Loss) on			
United States Treasury Obligations	-		(501)
Futures	-		(17,705,925)
Net Realized Gain (Loss)	-		(17,706,426)
Net Change in Unrealized Gain (Loss) on			
United States Treasury Obligations	9,058		27,842
Futures	(1,398,131)		113,931,882
Net Change in Unrealized Gain (Loss)	(1,389,073)		113,959,724
Net realized and net change in unrealized gain (loss) on United States Treasury Obligations and Futures	(1,389,073)		96,253,298
Net Income (Loss)	\$ (1,573,975)	\$	95,254,958
Less: net (income) loss attributed to the non-controlling interest in consolidated subsidiary - related party	3		(260)
Net income (loss) attributed to PowerShares DB Base Metals Fund and Subsidiary	\$ (1,573,972)	\$	95,254,698

To the best of the knowledge and belief of the undersigned, the information contained in this report is accurate and complete.



 Hans Ephraimson
 Chief Executive Officer
 DB Commodity Services LLC




 Michael Gilligan
 Principal Financial Officer
 DB Commodity Services LLC


PowerShares DB Base Metals Fund and Subsidiary
Unaudited Consolidated Statement of Changes in Shareholders' Equity
Period From September 1, 2009 to September 30, 2009

	General Shares				Shares			
	Paid in Capital	Accumulated Earnings (Deficit)	Total Equity (Deficit)	Shares	Paid in Capital	Accumulated Earnings (Deficit)	Total Equity (Deficit)	Shares
Balance at September 1, 2009	\$ 1,000	(260)	\$ 740	20,800,000	\$ 349,936,744	\$ 34,994,679	\$ 384,932,163	740
Sale of Shares				200,000	3,592,098	3,592,098	3,592,098	
Net investment income (loss)					(184,902)	(184,902)	(184,902)	
Net change in unrealized gain (loss) on United States Treasury Obligations and Futures		(3)	(3)		(1,389,067)	(1,389,067)	(1,389,070)	(3)
Net Income (Loss)		(3)	(3)		(1,573,969)	(1,573,969)	(1,573,972)	(3)
Balance at September 30, 2009	\$ 1,000	(263)	\$ 737	21,000,000	\$ 353,528,842	\$ 33,420,710	\$ 386,949,552	737

Net Asset Value per share
 General shares (40 shares)
 Shares (21,000,000 shares)

\$ 18.43
\$ 18.43


 Hans Eppifainson
 Chief Executive Officer
 DB Commodity Services LLC


 Michael Gilligan
 Principal Financial Officer
 DB Commodity Services LLC